


AFBR-S4K11C0125B

**1 × 1 mm² Single SiPM, WB-Type,
25-μm SPAD Pitch**



Overview

The Broadcom® AFBR-S4K11C0125B is a single silicon photomultiplier (SiPM) used for ultra-sensitive precision measurement of single photons.

The active area is 1.0 × 1.0 mm² with 25-μm single-photon avalanche diode (SPAD) pitch for high photo detection efficiency to replace PMTs, APDs, and PIN diodes with the AFBR-S4K11C0125B featuring excellent timing properties and low voltage operation.

Features

- 1 × 1 mm² active area, 25-μm microcells
- High photo detection efficiency
- Excellent timing properties
- Replacement for PMTs, APDs, and PIN diodes
- Low voltage operation (typically about 30V)
- Cost efficient and robust (MSL1 approved)

Applications

- Single photon counting
- Scintillator readout
- Biophotonics and analytics
- High density SiPM arrays
- Handheld and mobile devices
- High energy physics
- Medical imaging (PET, SPECT)
- Hazard and threat detection
- Optical sorting and XRT

NOTE: All values in this data sheet are typical values if not marked with min., max., <, or >.

Spectral Response

Figure 1: Photo Detection Efficiency at 5V Overvoltage

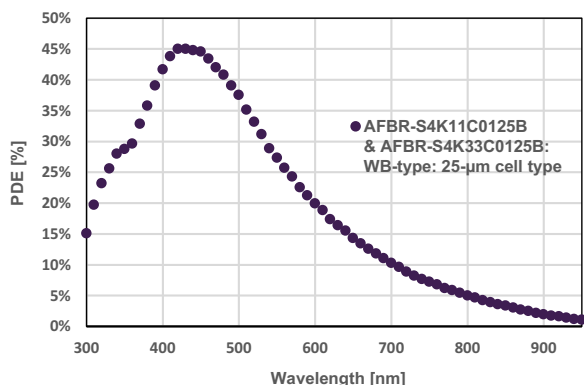
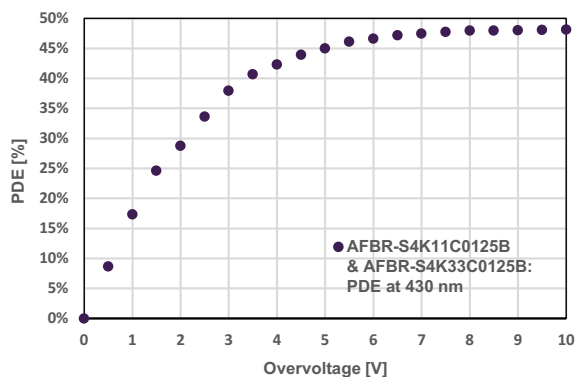


Figure 2: Photo Detection Efficiency vs. Overvoltage at 21°C



General Parameters and Ordering Information

SiPM Type	Active Area [mm ²]	Microcell Size [μm]	No. of Microcells	Dimensions [mm ³]
AFBR-S4K11C0125B	1.0 × 1.0	25	1600	1.315 × 1.315 × 0.595

Main Characteristics

Parameter	Min.	Typ.	Max.	Unit
Breakdown Voltage (V_{BD}) at 21°C	23.5	—	25.5	V
Breakdown Voltage Variation per Reel	—	±0.300	—	V
Recommended Overvoltage (V_{OV})	—	2.0 to 5.0	6.0	V
Temperature Dependency of V_{BD}	—	22.0	—	mV/K
Temperature Dependency of Gain	—	0.3% at 5.0 V_{OV}	—	1/K
Operating Temperature Range	−40	—	+60	°C
Reliability Classification	—	MSL1	—	
Index of Refraction of Glass Entrance Window	—	1.52 at 430 nm	—	

Electrical and Optical Characteristics at 21°C

Parameter	Typ. at 2.5 V_{OV}	Typ. at 5.0 V_{OV}	Unit
Photo Detection Efficiency at 430 nm	31	45	%
Dark Count Rate	50	125	kHz/mm ²
Dark Current	0.011 (max. 0.04)	0.064 (max. 0.11)	μA
Gain	0.87	1.74	×10 ⁶
Crosstalk Probability ^a	7	26	%
Afterpulsing Probability	1	5	%
Terminal Capacitance	125		pF
Recovery Time, τ	28 (at 1Ω load), 33 (at 50Ω load)		ns
Signal Rise Time	110		ps

a. Including delayed crosstalk with a probability < 0.1%.

Mechanical Specifications

Figure 3: Dimensions and Recommended Footprint

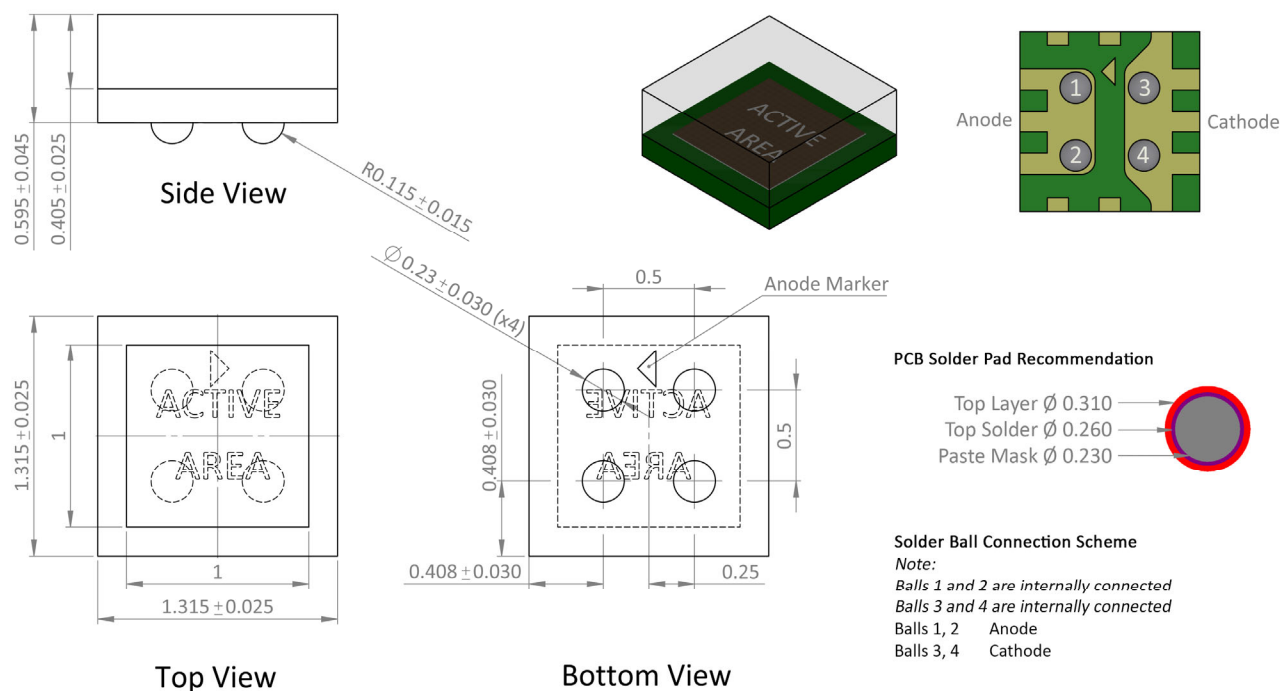
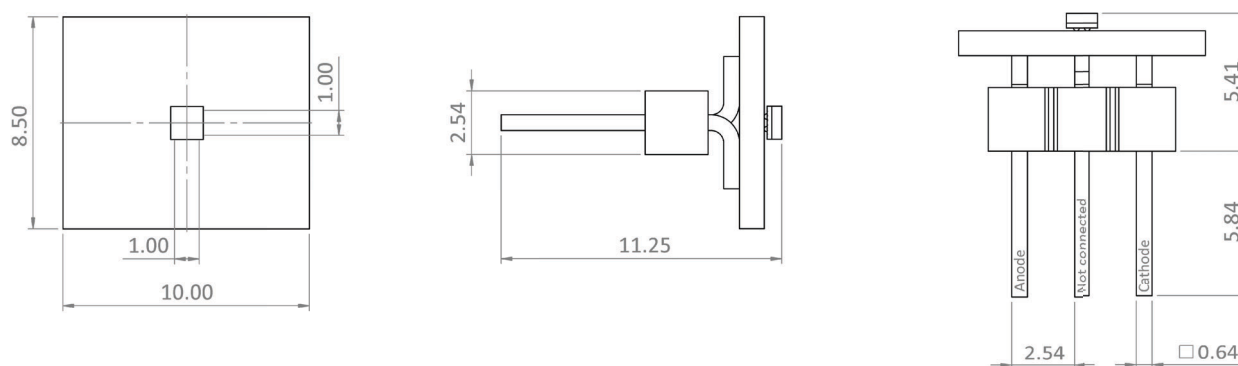


Figure 4: AFBR-S4K11C0125B Preassembled on PCB with Pins (Available for Evaluation Purposes)¹



1. Mates, for example, with Preci-Dip 801-87-003-10-001101.

Typical Performance Characteristics

Figure 5: Temperature Coefficient of the Breakdown Voltage

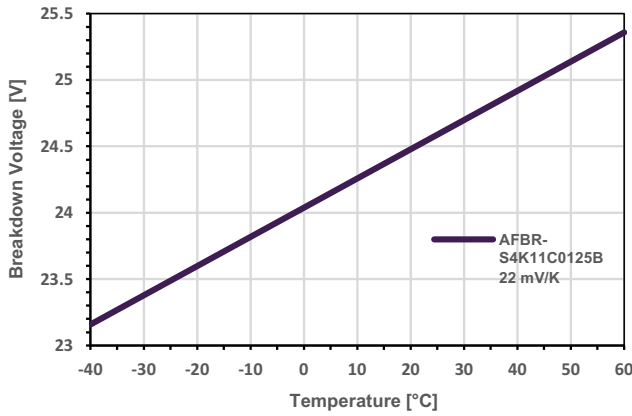


Figure 6: Temperature Coefficient of the Gain

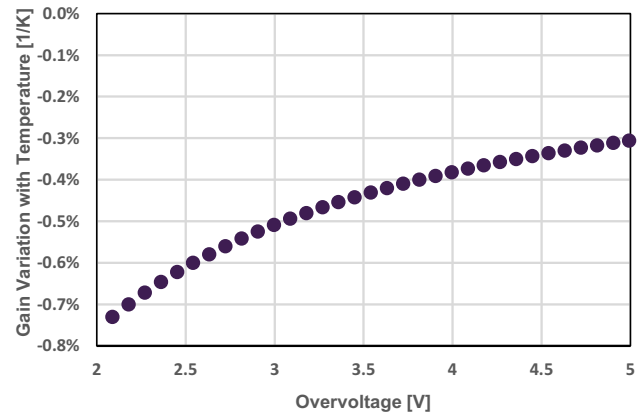


Figure 7: Linearity at 430 nm

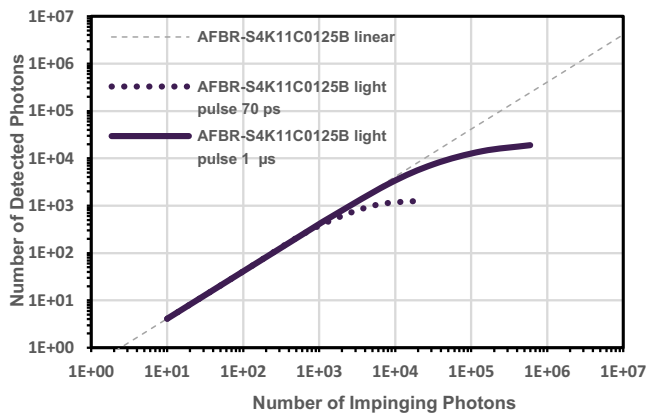


Figure 8: Gain of AFBR-S4K11C0125B

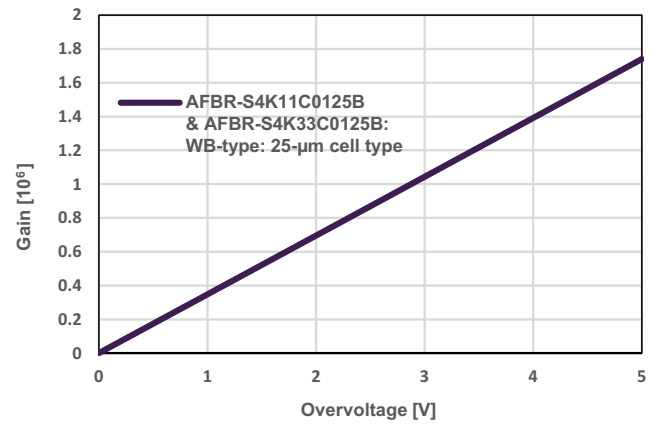


Figure 9: Dark Count Rate at 21°C

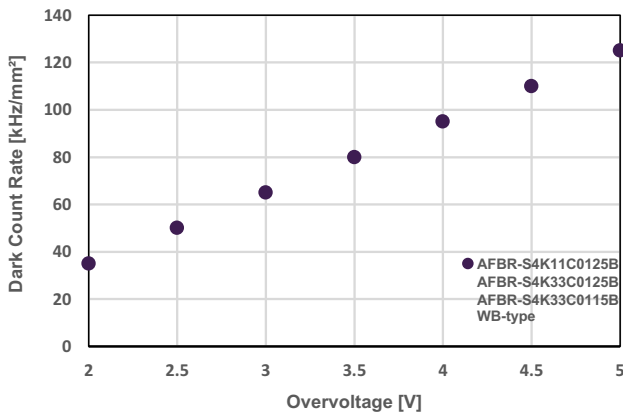


Figure 10: Dark Count Rate vs. Temperature

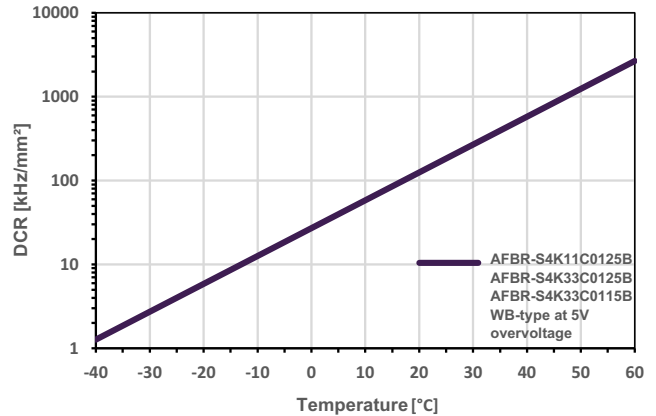


Figure 11: Direct Optical Crosstalk

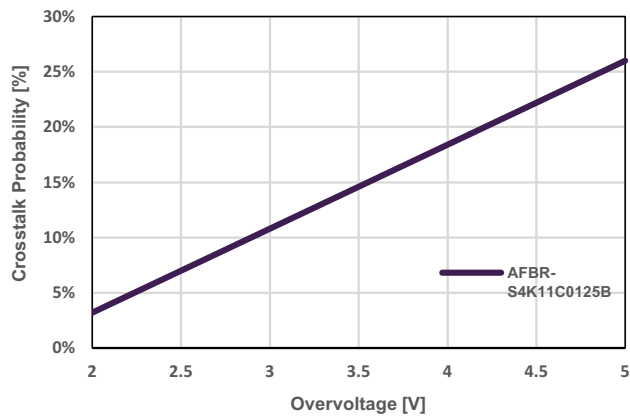


Figure 12: Delayed Optical Crosstalk

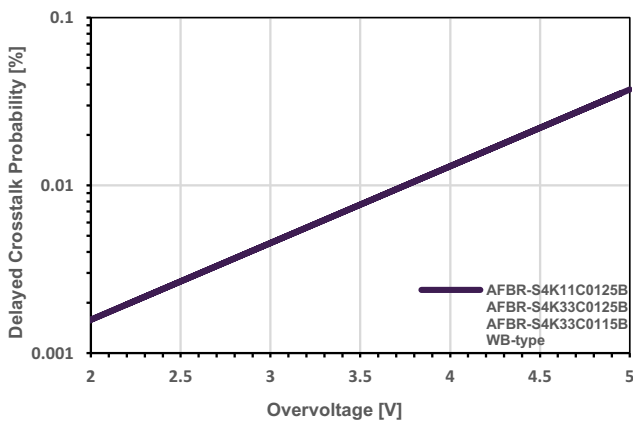


Figure 13: Afterpulsing Probability

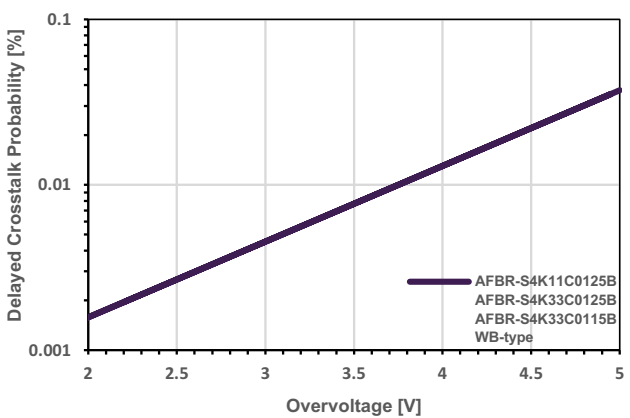
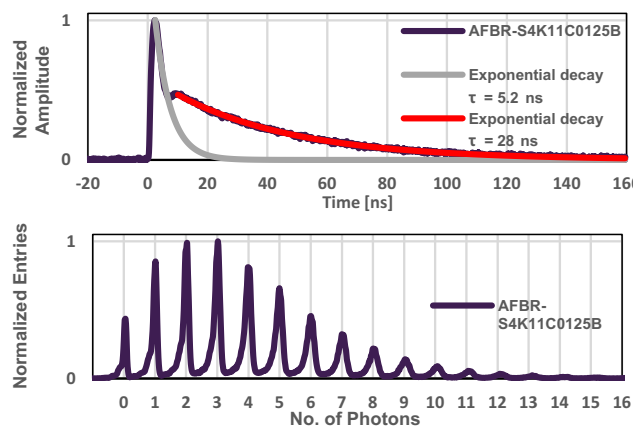
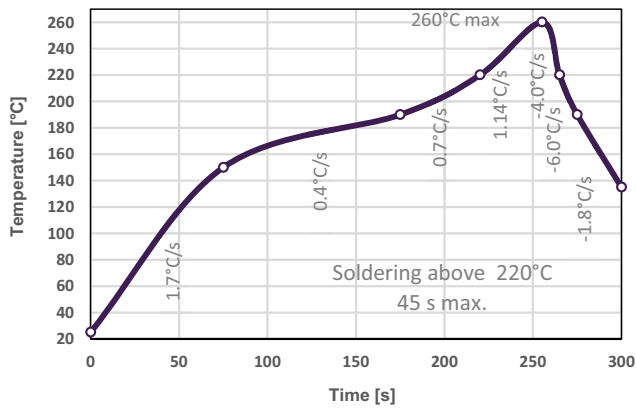


Figure 14: Pulse Shape at 1Ω Load, Single Photon Spectrum



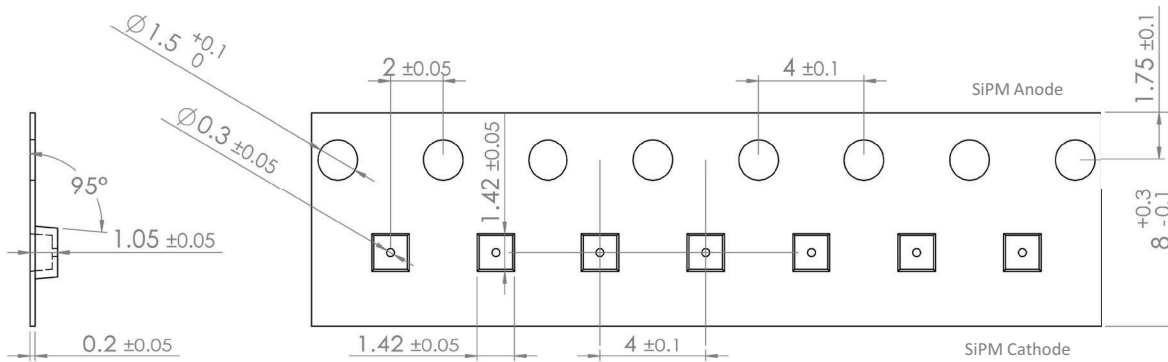
Assembly Specifications

Figure 15: Recommended Reflow Solder Profile



NOTE: Lead-free no-clean solder paste type 4 is recommended; for example, SAC305 ROL0 Nihon Handa PF305-118. SMD stencil thickness of 80 μm is recommended.

Figure 16: Tape and Reel



Copyright © 2021 Broadcom. All Rights Reserved. The term “Broadcom” refers to Broadcom Inc. and/or its subsidiaries. For more information, go to www.broadcom.com. All trademarks, trade names, service marks, and logos referenced herein belong to their respective companies.

Broadcom reserves the right to make changes without further notice to any products or data herein to improve reliability, function, or design. Information furnished by Broadcom is believed to be accurate and reliable. However, Broadcom does not assume any liability arising out of the application or use of this information, nor the application or use of any product or circuit described herein, neither does it convey any license under its patent rights nor the rights of others.