FEMALE PLUG M8 90° ANGLED TO MALE PLUG M8 STRAIGHT WSOR CABLES

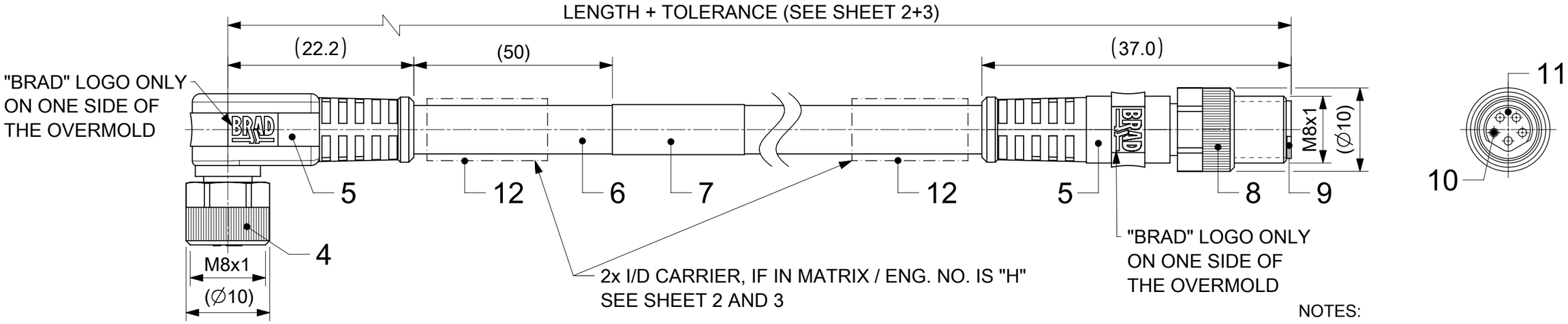

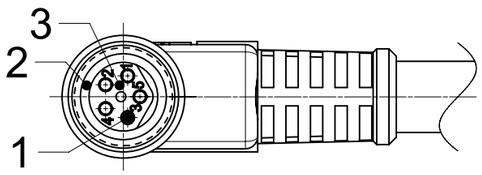

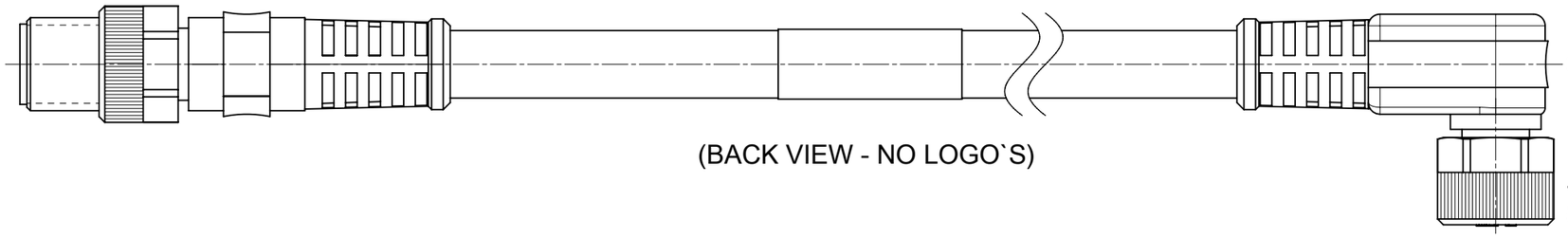

(BACK VIEW - NO LOGO`S)

NOTES:
1. PRODUCT SPECIFICATION:
RATED VOLTAGE: 3 contacts 60V AC/DC
4 and 5 contacts 30V AC/DC
CURRENT RATING: 3, 4, 5 contacts 3A
PROTECTION CLASS: IP 67
TEMPERATURE: -25°C / +80°C
2. PACKAGING: THE CORDSETS ARE PACKED IN PLASTIC BAGS AND DELIVERED IN CARTON BOXES
3. SAFETY: INSTALLATION, MOUNTING, AND MAINTENANCE OF THE PRODUCT MAY ONLY BE CARRIED OUT BY A QUALIFIED ELECTRICIAN
4. INSULATION RESISTANCE: 10^8 Ω MIN.
5. MATING CYCLES: MAX. 100

CONTACT POSITION FRONT VIEW:

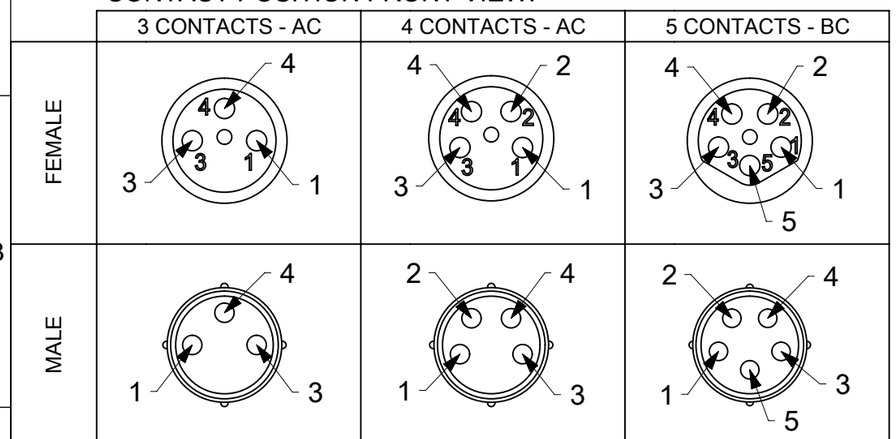

CONNECTIONS	PIN	WIRE	PIN	WIRE	PIN	WIRE
	1	BROWN	1	BROWN	1	BROWN
	3	BLUE	2	WHITE	2	WHITE
	4	BLACK	3	BLUE	3	BLUE
			4	BLACK	4	BLACK
					5	GREY

CODING ACCORDING TO IEC 61076-2-104

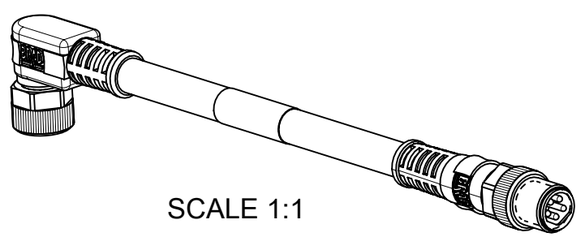

SCALE 1:1

FOR OPTIONS SEE - NUMERICAL CODE - ON SHEET 2

ITEM	QTY.	DESCRIPTION	MATERIAL	FINISH / COLOR
12	2	I/D CARRIER	PVC	---
11	1	INSERT MALE	TPU	BLACK
10	3 / 4 / 5	CONTACT M8 MALE	Cu-ALLOY	SELECTIVE Au OVER Ni
9	1	SLEEVE	BRASS	NICKEL
8	1	COUPLING NUT M8 MALE SW9	BRASS	NICKEL
7	1	LABEL	VINYL	YELLOW
6	-	CABLE	SEE SHEET 2	---
5	-	OVERMOLD	TPU	BLACK
4	1	COUPLING NUT M8 FEMALE SW9	BRASS	NICKEL
3	1	INSERT FEMALE	TPU	BLACK
2	1	O-RING	FKM	RED
1	3 / 4 / 5	CONTACT M8 FEMALE	BRONZE	SELECTIVE Au OVER Ni

THIS DRAWING CONTAINS INFORMATION THAT IS PROPRIETARY TO MOLEX ELECTRONIC TECHNOLOGIES, LLC AND SHOULD NOT BE USED WITHOUT WRITTEN PERMISSION

FUNCTIONAL SYMBOLS: FA = 0, FC = 0, FE = 0
DIVISIONAL SYMBOLS

DIMENSION UNITS	SCALE
mm	2:1

GENERAL TOLERANCES (UNLESS SPECIFIED)

ANGULAR TOL	±	1.0 °
4 PLACES	±	
3 PLACES	±	
2 PLACES	±	0.05
1 PLACE	±	0.3
0 PLACES	±	0.5

DRAFT WHERE APPLICABLE MUST REMAIN WITHIN DIMENSIONS

CURRENT REV DESC: AS PER THE PCN-513749 CHANGED DIMENSIONING STYLE OF OVERALL LENGTH TO "END TO END". ADDED NOTES 4 & 5. SORTED PART LIST USING CABLE TYPES ON SHEET 3

EC NO: 789428
DRWN: AKABADI 2023/08/24
CHK'D: RSILLER 2024/07/02
APPR: RSILLER 2024/07/02
INITIAL REVISION:
DRWN: RSCHIEBER 2018/09/24
APPR: RSILLER 2018/12/10

molex

CSE M8 M8 XP XC FE RA WSOR MA STR XM

PRODUCT CUSTOMER DRAWING

DOCUMENT NUMBER	DOC TYPE	DOC PART	REVISION
1200878734	PSD	000	B

THIRD ANGLE PROJECTION	DRAWING	SERIES	MATERIAL NUMBER	CUSTOMER	SHEET NUMBER
	A3-SIZE	120087	SEE PART LIST	GENERAL MARKET	1 OF 3

DOCUMENT STATUS	P1	RELEASE DATE	2024/07/02 09:18:39

FORMAT: master-Brad-A3
REVISION: J1
DATE: 2021/05/07

ENGINEERING NO. - NUMERICAL CODE (Available parts see PART LIST table. Other parts available upon request).

OPTIONS

4	4	X	0	3	1	B	X	X	X	X	X	X	X

- 44=Nano-Change M8x1 Double ended
- Poles: 3=3 Contacts, 4=4 Contacts, 5=5 Contacts
- Heads style: 031=Plug Female 90° to Plug Male Straight
- Cable type: See Table
- Units: M=Meter, C=Centimeter
- Length Examples: 005=0.5 unit, 010=1 unit, 100=10 unit
- Overmold color: Blank (Standard)=Black; H= 2 pcs. of I/D Carrier PVC Transparent

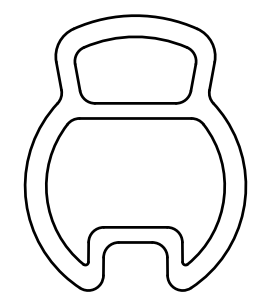



CABLE INFORMATION (for more information see Cable Data Sheet)

CABLE TYPE	NO. OF WIRES	CROSS SECTION	CABLE JACKET	UL	CSA	STATIC: TEMP. / BENDING RADIUS	DYNAMIC: TEMP. / BENDING RADIUS	DRAG CHAIN: TEMP. / BENDING RADIUS	DRAG CHAIN	CABLE PRODUCT SPECIFICATION	CABLE SPEC. DRAWING
B41	3 / 4 / 5	0.25mm²	TPU Black	UL 21215/758	C22.2 I/II A/B 80°/600V	-40°C to +90°C 5xO.D.	-25°C to +80°C 7.5xO.D.	-5°C to +60°C 7.5xO.D.	up to 5 000 000 cycles at temp 20°C	1552200001	SD-120209-001

CABLE LENGTH TOLERANCES

LENGTH	TOLERANCE
0m-1m	+40 mm
>1m-5m	+60 mm
>5m-10m	+80 mm
>10m-20m	+140 mm
>20m-30m	+160 mm
>30m	+1% length

THIS DRAWING CONTAINS INFORMATION THAT IS PROPRIETARY TO MOLEX ELECTRONIC TECHNOLOGIES, LLC AND SHOULD NOT BE USED WITHOUT WRITTEN PERMISSION

FUNCTIONAL SYMBOLS: FA = 0; FC = 0; FP = 0
DIVISIONAL SYMBOLS

DIMENSION UNITS	SCALE
mm	2:1

GENERAL TOLERANCES (UNLESS SPECIFIED)

ANGULAR TOL	± 1.0 °
4 PLACES	±
3 PLACES	±
2 PLACES	± 0.05
1 PLACE	± 0.3
0 PLACES	± 0.5

DRAFT WHERE APPLICABLE MUST REMAIN WITHIN DIMENSIONS

CURRENT REV DESC: AS PER THE PCN-513749 CHANGED DIMENSIONING STYLE OF OVERALL LENGTH TO "END TO END". ADDED NOTES 4 & 5. SORTED PART LIST USING CABLE TYPES ON SHEET 3

EC NO: 789428
DRWN: AKABADI 2023/08/24
CHK'D: RSILLER 2024/07/02
APPR: RSILLER 2024/07/02

INITIAL REVISION:
DRWN: RSCHIEBER 2018/09/24
APPR: RSILLER 2018/12/10

THIRD ANGLE PROJECTION

DRAWING: A3-SIZE
SERIES: 120087

molex

CSE M8 M8 XP XC FE RA WSOR MA STR XM

PRODUCT CUSTOMER DRAWING

DOCUMENT NUMBER	DOC TYPE	DOC PART	REVISION
1200878734	PSD	000	B

MATERIAL NUMBER	CUSTOMER	SHEET NUMBER
SEE PART LIST	GENERAL MARKET	2 OF 3

DOCUMENT STATUS	P1	RELEASE DATE	2024/07/02 09:18:39

FORMAT: master-tb-prod-A3
REVISION: J1
DATE: 2021/05/0

PART LIST

MOLEX P/N	ENGINEERING No.	L [MM]
3P CABLE B41		
1200878861	443031B41M005H	500
1200878721	443031B41M006	600
1200878722	443031B41M010	1000
1200878862	443031B41M010H	1000
1200878957	443031B41M015	1500
1200878723	443031B41M020	2000
1200878863	443031B41M020H	2000
1200879091	443031B41M025	2500
1200878724	443031B41M030	3000
1200878864	443031B41M030H	3000
1200879092	443031B41M040	4000
1200878725	443031B41M050	5000
1200878865	443031B41M050H	5000
1200878726	443031B41M100	10000
1200878866	443031B41M100H	10000
1200878867	443031B41M150H	15000
1200878909	443031B41M200H	20000
1200878910	443031B41M250H	25000
4P CABLE B41		
1200878727	444031B41M006	600
1200878728	444031B41M010	1000
1200878729	444031B41M020	2000
1200878730	444031B41M030	3000
1200879042	444031B41M040	4000
1200878731	444031B41M050	5000
1200879043	444031B41M080	8000
1200878732	444031B41M100	10000
5P CABLE B41		
1200878733	445031B41M006	600
1200878734	445031B41M010	1000
1200878735	445031B41M020	2000
1200878736	445031B41M030	3000
1200878737	445031B41M050	5000
1200878738	445031B41M100	10000

THIS DRAWING CONTAINS INFORMATION THAT IS PROPRIETARY TO MOLEX ELECTRONIC TECHNOLOGIES, LLC AND SHOULD NOT BE USED WITHOUT WRITTEN PERMISSION

FUNCTIONAL SYMBOLS: FA = 0, FC = 0, FP = 0

DIVISIONAL SYMBOLS

DIMENSION UNITS: mm
SCALE: 2:1

GENERAL TOLERANCES (UNLESS SPECIFIED)

ANGULAR TOL	±	1.0 °
4 PLACES	±	
3 PLACES	±	
2 PLACES	±	0.05
1 PLACE	±	0.3
0 PLACES	±	0.5

DRAFT WHERE APPLICABLE MUST REMAIN WITHIN DIMENSIONS

CURRENT REV DESC: AS PER THE PCN-513749 CHANGED DIMENSIONING STYLE OF OVERALL LENGTH TO "END TO END". ADDED NOTES 4 & 5. SORTED PART LIST USING CABLE TYPES ON SHEET 3

EC NO: 789428
DRWN: AKABADI 2023/08/24
CHK'D: RSILLER 2024/07/02
APPR: RSILLER 2024/07/02

INITIAL REVISION:
DRWN: RSCHIEBER 2018/09/24
APPR: RSILLER 2018/12/10

THIRD ANGLE PROJECTION | DRAWING: A3-SIZE | SERIES: 120087

molex

CSE M8 M8 XP XC FE RA WSOR MA STR XM

PRODUCT CUSTOMER DRAWING

DOCUMENT NUMBER	DOC TYPE	DOC PART	REVISION
1200878734	PSD	000	B

MATERIAL NUMBER	CUSTOMER	SHEET NUMBER
SEE PART LIST	GENERAL MARKET	3 OF 3

DOCUMENT STATUS	P1	RELEASE DATE	2024/07/02 09:18:39

FORMAT: master_molex-A3
REVISION: J1
DATE: 2021/05/06