

M23-06P1N8AWB00S - Device connector front mounting



1132736  
<https://www.phoenixcontact.com/us/products/1132736>

Please be informed that the data shown in this PDF document is generated from our online catalog. Please find the complete data in the user documentation. Our general terms of use for downloads are valid.



M23, Device connector front mounting, series: M23 PRO, straight, shielded: yes, for standard and ONECLICK fast locking system, No. of pos.: 6, Direction of rotation: Standard, contact connection type: Pin, Crimp connection, 4x Ø2,7, flange dimensions: 26 mm x 26 mm, coding: N, Item is lead-free in accordance with RoHS II without Exemption 6c (Pb < 0.1 %)

Your advantages

- Solutions with cross-manufacturer compatibility for standard and fast locking systems
- Modern, consistent design for highly convenient operation
- Crimping connection: vibration- and temperature-resistant assembly
- All housing can be fitted with pin or socket contacts
- Safe use in the field, thanks to high degree of protection

Commercial data

Item number	1132736
Packing unit	1 pc
Minimum order quantity	1 pc
Sales key	AB30
Product key	ABRABL
GTIN	4063151238063
Weight per piece (including packing)	39.7 g
Weight per piece (excluding packing)	30.1 g
Customs tariff number	85366990
Country of origin	DE

# M23-06P1N8AWB00S - Device connector front mounting



1132736

<https://www.phoenixcontact.com/us/products/1132736>

## Technical data

### Notes

Order information:	Order crimp contacts 6 x Ø 2 mm separately
Notes on operation	Please observe the derating curve.

### Safety note

Safety note	WARNING: The connectors may not be plugged in or disconnected under load. Ignoring the warning or improper use may damage persons and/or property.
	• WARNING: Commission properly functioning products only. The products must be regularly inspected for damage. Decommission defective products immediately. Replace damaged products. Repairs are not possible.
	• WARNING: Only electrically qualified personnel may install and operate the product. They must observe the following safety notes. The qualified personnel must be familiar with the basics of electrical engineering. They must be able to recognize and prevent danger. The relevant symbol on the packaging indicates that only personnel familiar with electrical engineering are allowed to install and operate the product.
	• The products are suitable for applications in plant, controller, and electrical device engineering.
	• When operating the connectors in outdoor applications, they must be separately protected against environmental influences.
	• Assembled products may not be manipulated or improperly opened.
	• Only use mating connectors that are specified in the technical data of the standards listed (e.g. the ones listed in the product accessories online at <a href="https://www.phoenixcontact.com/products">phoenixcontact.com/products</a> ).
	• When using the product in direct connection with third-party manufacturers, the user is responsible.
	• For operating voltages > 50 V AC, conductive connector housings must be grounded
	• Ensure that the protective or functional ground has been properly connected.
	• VDE 0100/1.97 § 411.1.3.2 and DIN EN 60 204/11.98 § 14.1.3 are applicable when combining several circuits in a cable and/or connector
	• Only use tools recommended by Phoenix Contact
	• The installation notes/Design In documents online on the download page at <a href="https://www.phoenixcontact.com/products">phoenixcontact.com/products</a> must be observed for this product.
	• Operate the connector only when it is fully plugged in and interlocked.

Safety note	• Ensure that when laying the cable, the tensile load on the connectors does not exceed the upper limit specified in the standards.
	• Observe the minimum bending radius of the cable. Lay the cable without twisting it.
Safety note	• The connector warms up in normal operation. Depending on the ambient conditions, the surface of the connector can continue to

# M23-06P1N8AWB00S - Device connector front mounting



1132736

<https://www.phoenixcontact.com/us/products/1132736>

warm up. In this case, the user is responsible for posting warnings (e.g. DIN EN ISO 13732-1:2008-12).

## Product properties

Product type	Circular connectors (device side)
--------------	-----------------------------------

## Data management status

Article revision	04
------------------	----

## Material specifications

Flammability rating according to UL 94	V0
--	----

## Connector

### Insulating body

Note	Order information: Order crimp contacts 6 x Ø 2 mm separately
Coding	N
Insulation body material	PA 6.6
Insertion/withdrawal cycles	100
Connection method	Crimp connection
Contact switching type	Pin
Application	Signal
Number of positions	6
Direction of rotation	Standard
Connection profile	6

Contact diameter	2 mm
------------------	------

### Signal contacts

Litz wire cross-section	Signal contacts min. 0.5 mm <sup>2</sup>
-------------------------	--

Litz wire cross-section	Signal contacts max. 2.5 mm <sup>2</sup>
-------------------------	--

Nominal current per signal contact	20 A
------------------------------------	------

Note	for max. connection cross section
------	-----------------------------------

Rated voltage Signal contact	300 V
------------------------------	-------

Rated surge voltage	2.5 kV
---------------------	--------

Overvoltage category	II
----------------------	----

Degree of pollution	3
---------------------	---

Installation height	2000 m
---------------------	--------

### Housing

Housing material	GD-Zn
Flange dimensions	26 mm x 26 mm
Type of locking	for standard and ONECLICK fast locking system
Degree of protection (plugged in)	IP66 / IP68 (2m / 24h) / IP69K
Thread type	M23

## Environmental and real-life conditions

### Ambient conditions

# M23-06P1N8AWB00S - Device connector front mounting



1132736

<https://www.phoenixcontact.com/us/products/1132736>

Degree of protection	IP68
Ambient temperature (operation)	-40 °C ... 105 °C (see to derating)
Ambient temperature (storage/transport)	15 °C ... 25 °C
Altitude	2000 m
Permissible humidity (storage/transport)	50 % ... 65 %
Permanent temperature	125 °C (DIN EN 60512-9-2 / 1000 h)

# M23-06P1N8AWB00S - Device connector front mounting

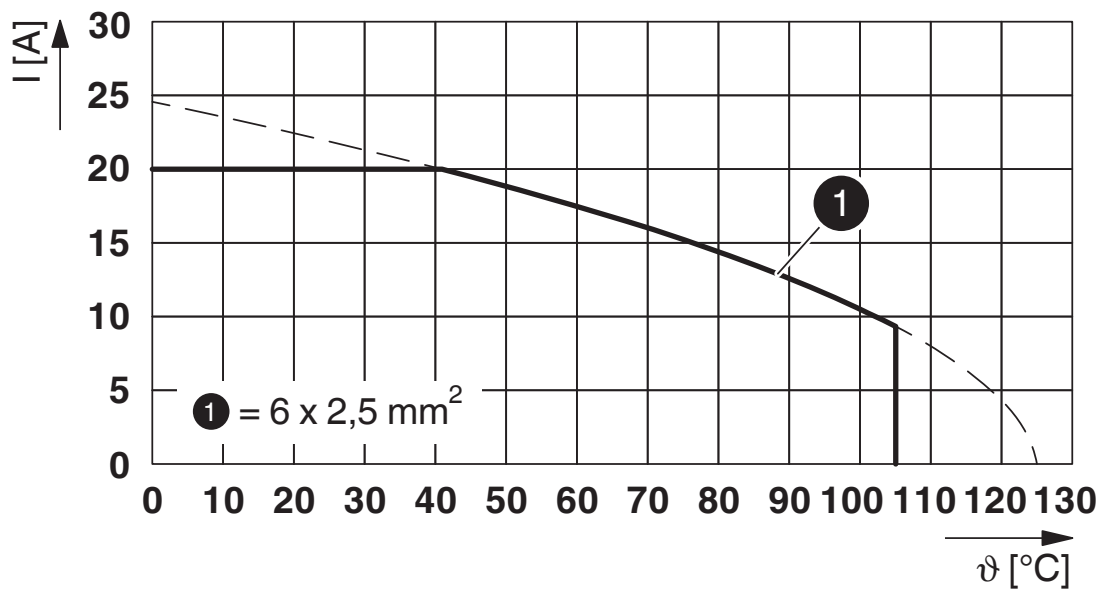


1132736

<https://www.phoenixcontact.com/us/products/1132736>

## Drawings

Diagram



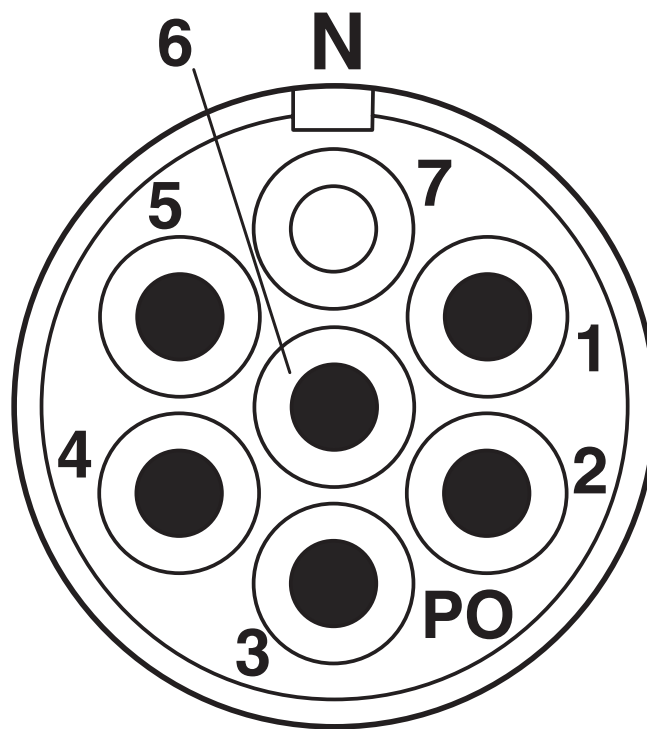
$I$  = current strength,  $\vartheta$  = ambient temperature, 6x 20 A

# M23-06P1N8AWB00S - Device connector front mounting

1132736

<https://www.phoenixcontact.com/us/products/1132736>

Schematic diagram



Connector pin assignment

# M23-06P1N8AWB00S - Device connector front mounting



1132736  
<https://www.phoenixcontact.com/us/products/1132736>

## Classifications

### ECLASS

ECLASS-11.0	27440109
ECLASS-12.0	27440109
ECLASS-13.0	27440109

### ETIM

ETIM 9.0	EC003569
----------	----------

### UNSPSC

UNSPSC 21.0	39121400
-------------	----------

# M23-06P1N8AWB00S - Device connector front mounting



1132736  
<https://www.phoenixcontact.com/us/products/1132736>

## Environmental product compliance

EU RoHS	
Fulfills EU RoHS substance requirements	Yes, No exemptions
China RoHS	
Environment friendly use period (EFUP)	EFUP-E
	No hazardous substances above the limits
EU REACH SVHC	
REACH candidate substance (CAS No.)	No substance above 0.1 wt%

# M23-06P1N8AWB00S - Device connector front mounting



1132736

<https://www.phoenixcontact.com/us/products/1132736>

## Accessories

### CA-Z0001 - Contact removal tool

1620699

<https://www.phoenixcontact.com/us/products/1620699>



Unlocking tool for contact carriers for snapping in the M23 signal device connectors

---

### RC-Z2220 - Contact insertion and removal tool

1604360

<https://www.phoenixcontact.com/us/products/1604360>



Positioning and removal tool for RC crimp contacts, pin/socket diameter: 2 mm

# M23-06P1N8AWB00S - Device connector front mounting



1132736

<https://www.phoenixcontact.com/us/products/1132736>

## RC-Z2490 - Contact insertion and removal tool

1611803

<https://www.phoenixcontact.com/us/products/1611803>



Positioning and unlocking tool for RC crimp contacts (D-SUB) for pin/socket, diameter: 2 mm

---

## RC-5SP2000 - Crimp contact

1603529

<https://www.phoenixcontact.com/us/products/1603529>



Crimp contact, Pin, turned, contact diameter: 2 mm, crimp range: 0.5 mm<sup>2</sup> ... 0.75 mm<sup>2</sup>, Alternative product in accordance with RoHS II without Exemption 6c (Pb < 0.1 %) item no.: 1241632

# M23-06P1N8AWB00S - Device connector front mounting



1132736

<https://www.phoenixcontact.com/us/products/1132736>

## RC-59P2000 - Crimp contact

1603498

<https://www.phoenixcontact.com/us/products/1603498>



Crimp contact, Pin, turned, Single contact, contact diameter: 2 mm, crimp range: 0.75 mm<sup>2</sup> ... 1 mm<sup>2</sup>, Alternative product in accordance with RoHS II without Exemption 6c (Pb < 0.1 %) item no.: 1241632

---

## RC-5CP2000 - Crimp contact

1603513

<https://www.phoenixcontact.com/us/products/1603513>



Crimp contact, Pin, turned, contact diameter: 2 mm, crimp range: 1 mm<sup>2</sup> ... 1.5 mm<sup>2</sup>, Alternative product in accordance with RoHS II without Exemption 6c (Pb < 0.1 %) item no.: 1241634

# M23-06P1N8AWB00S - Device connector front mounting



1132736

<https://www.phoenixcontact.com/us/products/1132736>

## RC-5AP2000 - Crimp contact

1603505

<https://www.phoenixcontact.com/us/products/1603505>



Crimp contact, Pin, turned, contact diameter: 2 mm, crimp range: 1.5 mm<sup>2</sup> ... 2.5 mm<sup>2</sup>, Alternative product in accordance with RoHS II without Exemption 6c (Pb < 0.1 %) item no.: 1241634

---

## PROT-M23PRO-OT-IP20 - Plastic protective cap

1055753

<https://www.phoenixcontact.com/us/products/1055753>



Plastic protective cap, M23, degree of protection: IP20, series: M23 PRO

# M23-06P1N8AWB00S - Device connector front mounting



1132736

<https://www.phoenixcontact.com/us/products/1132736>

## PROT-M23PRO-OT-IP67 - Plastic protective cap

1055749

<https://www.phoenixcontact.com/us/products/1055749>

Plastic protective cap, M23, degree of protection: IP67, series: M23 PRO Signal



---

## M23PRO-VIB-ORING-OR - Sealing ring

1521137

<https://www.phoenixcontact.com/us/products/1521137>

Vibration O-ring, optional accessory for M23 PRO device connectors



# M23-06P1N8AWB00S - Device connector front mounting



1132736


<https://www.phoenixcontact.com/us/products/1132736>

## M23PRO-VIB-ORING-GN - Sealing ring

1521138

<https://www.phoenixcontact.com/us/products/1521138>

Vibration O-ring, optional accessory for M23 PRO device connectors




---

## M23PRO-VIB-ORING-GN - Sealing ring

1521138

<https://www.phoenixcontact.com/us/products/1521138>

Vibration O-ring, optional accessory for M23 PRO device connectors



# M23-06P1N8AWB00S - Device connector front mounting



1132736


<https://www.phoenixcontact.com/us/products/1132736>

## M23PRO-VIB-ORING-OR - Sealing ring

1521137

<https://www.phoenixcontact.com/us/products/1521137>

Vibration O-ring, optional accessory for M23 PRO device connectors



---

Phoenix Contact 2024 © - all rights reserved

<https://www.phoenixcontact.com>

Phoenix Contact USA  
586 Fulling Mill Road  
Middletown, PA 17057, United States  
(+717) 944-1300  
[info@phoenixcon.com](mailto:info@phoenixcon.com)