



Microdot

TE Internal #: 1532206-2

Microminiature & Nanominiature D Connectors, Receptacle, Cable-to-Board, 37 Position, .05 in [1.27 mm] Centerline, Wire & Cable, Signal

[View on TE.com >](#)

Connectors > D-Shaped Connectors > Microminiature & Nanominiature D Connectors



Connector & Housing Type: **Receptacle**
Connector System: **Cable-to-Board**
Number of Positions: **37**
Centerline (Pitch): **1.27 mm [.05 in]**
Connector & Contact Terminates To: **Wire & Cable**

Features

Product Type Features

Connector & Housing Type	Receptacle
Connector System	Cable-to-Board
Connector & Contact Terminates To	Wire & Cable

Configuration Features

Number of Positions	37
---------------------	----

Contact Features

Contact Options	Installed
Contact Current Rating (Max)	3 A

Termination Features

Termination Method to Wire & Cable	Solder Cup
------------------------------------	------------

Housing Features

Centerline (Pitch)	1.27 mm[.05 in]
--------------------	-----------------

Usage Conditions

Operating Temperature Range	-55 – 125 °C[-67 – 257 °F]
-----------------------------	----------------------------

Operation/Application

Circuit Application	Signal
---------------------	--------



Product Compliance

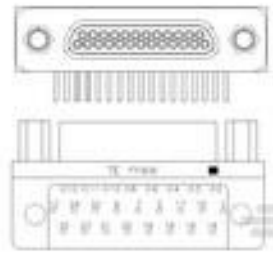
For compliance documentation, visit the product page on TE.com>

EU RoHS Directive 2011/65/EU	Not Compliant
EU ELV Directive 2000/53/EC	Not Compliant
China RoHS 2 Directive MIIT Order No 32, 2016	Restricted Materials Above Threshold
EU REACH Regulation (EC) No. 1907/2006	Current ECHA Candidate List: JUNE 2024 (241) Candidate List Declared Against: JUL 2021 (219) SVHC > Threshold: Cd (.2% in Component part) Article Safe Usage Statements: Use personal protective equipment as required. Do not eat, drink or smoke when using this product. Recycle if possible and dispose of the article by following all applicable governmental regulations relevant to your geographic location.
Halogen Content	Low Halogen - Br, Cl, F, I < 900 ppm per homogenous material. Also BFR/CFR/PVC Free
Solder Process Capability	Not lead free process capable

Product Compliance Disclaimer

This information is provided based on reasonable inquiry of our suppliers and represents our current actual knowledge based on the information they provided. This information is subject to change. The part numbers that TE has identified as EU RoHS compliant have a maximum concentration of 0.1% by weight in homogenous materials for lead, hexavalent chromium, mercury, PBB, PBDE, DBP, BBP, DEHP, DIBP, and 0.01% for cadmium, or qualify for an exemption to these limits as defined in the Annexes of Directive 2011/65/EU (RoHS2). Finished electrical and electronic equipment products will be CE marked as required by Directive 2011/65/EU. Components may not be CE marked. Additionally, the part numbers that TE has identified as EU ELV compliant have a maximum concentration of 0.1% by weight in homogenous materials for lead, hexavalent chromium, and mercury, and 0.01% for cadmium, or qualify for an exemption to these limits as defined in the Annexes of Directive 2000/53/EC (ELV). Regarding the REACH Regulation, the information TE provides on SVHC in articles for this part number is based on the latest European Chemicals Agency (ECHA) ‘Guidance on requirements for substances in articles’ posted at this URL: <https://echa.europa.eu/guidance-documents/guidance-on-reach>

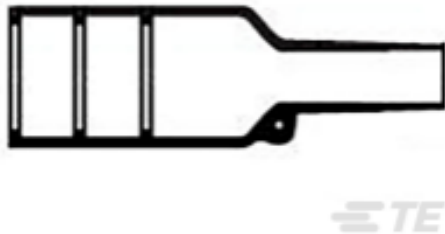
Compatible Parts




TE Part # 1-1532253-2
M83513/10-D03NP = MCKS-N1-P-25PRT1B

Customers Also Bought







TE Part #878508-000
Bulbous Heat Shrink Boots: Lipped, Straight




TE Part #328281
TERMINAL,PIDG SPD 16-14 6




TE Part #823696-000
382A023-25-0




TE Part #60625-1
RING CRIMP 18-14 AWG TPBR




TE Part #1-1623719-3
CCR1 4K7 10%




TE Part #NB09312001
ATUM-12/4-0-STK



TE Part #820120-000
382A046-25-0



TE Part #1532188-2
M83513/02-BC, MCKS-C2-B-15SS



TE Part #9-1393644-1
V42254B1200C960=PC612 MESSERLE

Documents

Product Drawings
M83513/02-FC, MCKS-C2-B-37SS
English

CAD Files
Customer View Model
ENG_CVM_CVM_1532206-2_B.2d_dxf.zip
English
3D PDF
3D
Customer View Model
ENG_CVM_CVM_1532206-2_B.3d_igs.zip
English
Customer View Model
ENG_CVM_CVM_1532206-2_B.3d_stp.zip
English

By downloading the CAD file I accept and agree to the Terms and Conditions of use.