



Connectors > D-Shaped Connectors > D-Sub Connectors > Box Mount D-Sub Connectors



Connector & Housing Type: **Receptacle**
Termination Post & Tail Diameter: **.76 mm [.03 in]**
Connector System: **Cable-to-Board**
Number of Positions: **9**
Power/Signal/Coax Combination: **No**

Features

Product Type Features

Connector & Housing Type	Receptacle
Connector System	Cable-to-Board
Connector Shell Size	1
Sealable	No
Connector & Contact Terminates To	Printed Circuit Board

Configuration Features

PCB Mount Orientation	Right Angle
Number of Positions	9
Power/Signal/Coax Combination	No

Body Features

Rear Shell Material	Steel
Rear Shell Plating Material	Cadmium
Front Shell Plating Material	Cadmium
Front Shell Material	Steel
D-Sub Connector Insert Arrangement	MS18273-1

Contact Features

Contact Options	Installed
	50 µin



Contact Mating Area Plating Material	Gold
PCB Contact Termination Area Plating Material	Nickel
Contact Base Material	Beryllium Copper, Brass
Contact Type	Socket
Contact Size	Size 20
Contact Current Rating (Max)	5 A

Termination Features

Termination Post & Tail Length	3.18 mm[.125 in]
Termination Method to PCB	Through Hole - Solder
Termination Post & Tail Diameter	.76 mm[.03 in]

Mechanical Attachment

Mounting Hole Diameter	2.92 mm
Connector Mounting Type	Board Mount
Mating Alignment	Without

Housing Features

Centerline (Pitch)	2.77 mm[.109 in]
--------------------	------------------

Usage Conditions

Operating Temperature Range	-55 – 125 °C[-67 – 257 °F]
-----------------------------	----------------------------

Operation/Application

Circuit Application	Signal
---------------------	--------

Packaging Features

Packaging Method	Package
------------------	---------

Product Compliance

For compliance documentation, visit the product page on [TE.com](#)>

EU RoHS Directive 2011/65/EU	Not Compliant
EU ELV Directive 2000/53/EC	Not Compliant
China RoHS 2 Directive MIIT Order No 32, 2016	Restricted Materials Above Threshold
EU REACH Regulation (EC) No. 1907/2006	Current ECHA Candidate List: JUNE 2024 (241) Candidate List Declared Against: JUNE 2024 (241) SVHC > Threshold: Cd (100% in Component Part)



Pb (3.7% in Component Part)

Article Safe Usage Statements:
Use personal protective equipment as required. Do not eat, drink or smoke when using this product. Wash thoroughly after handling. Recycle if possible and dispose of the article by following all applicable governmental regulations relevant to your geographic location.









Halogen Content	Not Low Halogen - contains Br or Cl > 900 ppm.
-----------------	--


Solder Process Capability	Wave solder capable to 265°C
---------------------------	------------------------------

Product Compliance Disclaimer

This information is provided based on reasonable inquiry of our suppliers and represents our current actual knowledge based on the information they provided. This information is subject to change. The part numbers that TE has identified as EU RoHS compliant have a maximum concentration of 0.1% by weight in homogenous materials for lead, hexavalent chromium, mercury, PBB, PBDE, DBP, BBP, DEHP, DIBP, and 0.01% for cadmium, or qualify for an exemption to these limits as defined in the Annexes of Directive 2011/65/EU (RoHS2). Finished electrical and electronic equipment products will be CE marked as required by Directive 2011/65/EU. Components may not be CE marked. Additionally, the part numbers that TE has identified as EU ELV compliant have a maximum concentration of 0.1% by weight in homogenous materials for lead, hexavalent chromium, and mercury, and 0.01% for cadmium, or qualify for an exemption to these limits as defined in the Annexes of Directive 2000/53/EC (ELV). Regarding the REACH Regulations, TE’s information on SVHC in articles for this part number is still based on the European Chemical Agency (ECHA) ‘Guidance on requirements for substances in articles’(Version: 2, April 2011), applying the 0.1% weight on weight concentration threshold at the finished product level. TE is aware of the European Court of Justice ruling of September 10th, 2015 also known as O5A (Once An Article Always An Article) stating that, in case of ‘complex object’, the threshold for a SVHC must be applied to both the product as a whole and simultaneously to each of the articles forming part of its composition. TE has evaluated this ruling based on the new ECHA “Guidance on requirements for substances in articles” (June 2017, version 4.0) and will be updating its statements accordingly.

Customers Also Bought

 <p>TE Part #EH9891-000 RMW-285/135-1200/U-0</p>	 <p>TE Part #5145098-1 CONNECTOR ASSEMBLY, DUAL POSIT</p>	 <p>TE Part #1393118-2 KUP-14A55-24=KU</p>	 <p>TE Part #1757836-4 AMPLIMITE,R/A RCPT ASY,109,ZN,4</p>
 <p>TE Part #6-103168-0 24 MODII HDR DRST SHRD .100CL</p>	 <p>TE Part #1218434-4 R/A RCP ASSY 37 POS SER 109</p>	 <p>TE Part #5-532955-4 24 MODII 2PC CE RCPT ASSY, RoH</p>	 <p>TE Part #1218440-4 AMPLIMITE,ASY,PLUG,RT ANG,109,4</p>



TE Part #443976-4
[AMPLIMITE,ASY,RCPT,POSTD,109,4](#)



TE Part #5-532955-3
[20 MODII 2PC CE RCPT ASSY, RoHS](#)

Documents

Product Drawings

[R/A RCP ASSY 9 POS SER 109](#)

English

CAD Files

[3D PDF](#)

English

Customer View Model

[ENG_CVM_1218434-1_C.2d_dxf.zip](#)

English

Customer View Model

[ENG_CVM_1218434-1_C.3d_igs.zip](#)

English

Customer View Model

[ENG_CVM_1218434-1_C.3d_stp.zip](#)

English

By downloading the CAD file I accept and agree to the [Terms and Conditions](#) of use.