



Wire Protection & Management > Heat Shrink Shapes > Heat Shrink Boots > Bulbous Heat Shrink Boots: Lipped, Straight



Body Orientation: **Straight**

Molded Part Shape Code: **202**

Lipped: **Yes**

Material Code: **25**

Material Systems Code: **25**

[All Bulbous Heat Shrink Boots: Lipped, Straight \(364\)](#)

Features

Configuration Features

Lipped	Yes
Adhesive Requirement	Adhesive Purchased Separately

Body Features

Primary Product Material	Fluid Resistant Modified Elastomer
Material Code	25
Material Systems Code	25

Housing Features

Body Orientation	Straight
------------------	----------

Dimensions

Connector or Backshell Outside Diameter	49 mm, 52 mm, 55 mm, 58 mm, 61 mm, 64 mm[1.93 in][2.04 in][2.16 in][2.28 in][2.4 in][2.52 in]
Compatible Cable Diameter (Max)	20 mm, 22 mm, 24 mm, 26 mm, 28 mm, 30 mm, 32 mm, 34 mm[.78 in][.86 in][.94 in][1.02 in][1.1 in][1.18 in][1.25 in][1.33 in]
Compatible Cable Diameter Range	16.8 – 38 mm[.661 – 1.496 in]

Usage Conditions

Operating Temperature Range	-75 – 150 °C[-103 – 302 °F]
-----------------------------	-----------------------------



Resistance Protection

Long-Term Fluid Exposure at High Temperatures

Other

Molded Part Shape Code	202
------------------------	-----

Product Compliance


For compliance documentation, visit the product page on TE.com>

EU RoHS Directive 2011/65/EU	Compliant
EU ELV Directive 2000/53/EC	Compliant
China RoHS 2 Directive MIIT Order No 32, 2016	No Restricted Materials Above Threshold
EU REACH Regulation (EC) No. 1907/2006	Current ECHA Candidate List: JUNE 2024 (241) Candidate List Declared Against: JAN 2024 (240) Does not contain REACH SVHC
Halogen Content	Not Low Halogen - contains Br or Cl > 900 ppm.
Solder Process Capability	Not applicable for solder process capability

Product Compliance Disclaimer

This information is provided based on reasonable inquiry of our suppliers and represents our current actual knowledge based on the information they provided. This information is subject to change. The part numbers that TE has identified as EU RoHS compliant have a maximum concentration of 0.1% by weight in homogenous materials for lead, hexavalent chromium, mercury, PBB, PBDE, DBP, BBP, DEHP, DIBP, and 0.01% for cadmium, or qualify for an exemption to these limits as defined in the Annexes of Directive 2011/65/EU (RoHS2). Finished electrical and electronic equipment products will be CE marked as required by Directive 2011/65/EU. Components may not be CE marked. Additionally, the part numbers that TE has identified as EU ELV compliant have a maximum concentration of 0.1% by weight in homogenous materials for lead, hexavalent chromium, and mercury, and 0.01% for cadmium, or qualify for an exemption to these limits as defined in the Annexes of Directive 2000/53/EC (ELV). Regarding the REACH Regulation, the information TE provides on SVHC in articles for this part number is based on the latest European Chemicals Agency (ECHA) 'Guidance on requirements for substances in articles' posted at this URL: <https://echa.europa.eu/guidance-documents/guidance-on-reach>

Compatible Parts

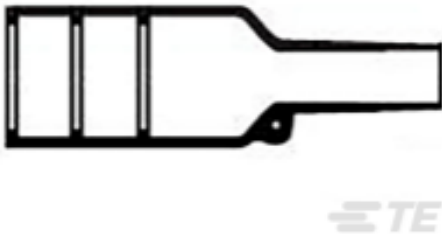


TE Part # 657863-000


S1125-KIT-8

Customers Also Bought

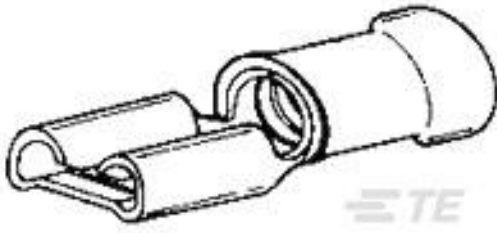





TE Part #CV7361-000
Bulbous Heat Shrink Boots: Lipped, Straight




TE Part #1-66564-2
III+ PIN,24-20,TIN,STRIP



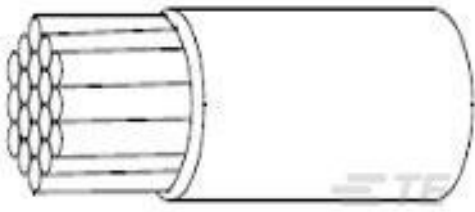
TE Part #140805-2
TERMINAL REC FASTON PIDG 5




TE Part #1676385-3
RN 0805 5K11 0.1% 10PPM 5KRL




TE Part #5750464002
DR-25-TW-3/4-0-SP




TE Part #216031-005
55A0111-18-9



TE Part #CV25332001
RW-175-E-1/8-X-STK



TE Part #ZPF000000000008102
983-6K 14-04 PN



TE Part #NB14124001
VERSAFIT-1/2-0-FSP

Documents

Product Drawings
202K185-25L-0

English

Datasheets & Catalog Pages
1654025_Sec4_-25

English

Raychem Molded Parts Visual Guide
English

Product Specifications
RAYCHEM BRAND MOULDED COMPONENTS, LIGHT WEIGHT, FLAME RETARDED, SEMI-RIGID, HEAT SHRINKABLE, ELASTOMER (-25L)
English