



Connectors > D-Shaped Connectors > D-Sub Connectors > Box Mount D-Sub Connectors



Connector & Housing Type: **Receptacle**
Connector System: **Cable-to-Cable**
Number of Positions: **62**
Power/Signal/Coax Combination: **No**
Connector Shell Size: **4**

Features

Product Type Features

Connector & Housing Type	Receptacle
Connector System	Cable-to-Cable
Connector Shell Size	4
Sealable	No
Connector & Contact Terminates To	Wire & Cable

Configuration Features

Number of Positions	62
Power/Signal/Coax Combination	No

Body Features

Rear Shell Material	Brass
Rear Shell Plating Material	Gold
Front Shell Plating Material	Gold
Mating Retention Feature Material	Copper Alloy
Front Shell Material	Brass
D-Sub Connector Insert Arrangement	MS18276-2

Contact Features

Contact Options	Supplied – Uninstalled
Contact Type	Socket



Contact Size	Size 22
--------------	---------

Contact Current Rating (Max)	5 A
------------------------------	-----

Termination Features

Termination Method to Wire & Cable	Crimp
------------------------------------	-------

Mechanical Attachment

Mounting Hole Diameter	3.05 mm[.12 in]
------------------------	-----------------

Connector Mounting Type	Panel Mount
-------------------------	-------------

Mating Alignment	Without
------------------	---------

Housing Features

Centerline (Pitch)	2.29 mm[.09 in]
--------------------	-----------------

Usage Conditions

Operating Temperature Range	-55 – 125 °C[-67 – 257 °F]
-----------------------------	----------------------------

Operation/Application

Circuit Application	Signal
---------------------	--------

Packaging Features

Packaging Method	Package
------------------	---------

Product Compliance

For compliance documentation, visit the product page on [TE.com](#)>

EU RoHS Directive 2011/65/EU	Compliant
------------------------------	-----------

EU ELV Directive 2000/53/EC	Compliant
-----------------------------	-----------

China RoHS 2 Directive MIIT Order No 32, 2016	No Restricted Materials Above Threshold
---	---

EU REACH Regulation (EC) No. 1907/2006	Current ECHA Candidate List: JUNE 2024 (241) Candidate List Declared Against: JAN 2024 (240) Does not contain REACH SVHC
--	--

Halogen Content	Low Halogen - Br, Cl, F, I < 900 ppm per homogenous material. Also BFR/CFR/PVC Free
-----------------	---

Solder Process Capability	Pin-in-Paste capable to 260°C
---------------------------	-------------------------------

Product Compliance Disclaimer

This information is provided based on reasonable inquiry of our suppliers and represents our current actual knowledge based on the information they provided. This information is subject to change. The part numbers that TE has identified as EU RoHS compliant have a maximum concentration of 0.1% by weight in homogenous materials for lead, hexavalent




chromium, mercury, PBB, PBDE, DBP, BBP, DEHP, DIBP, and 0.01% for cadmium, or qualify for an exemption to these limits as defined in the Annexes of Directive 2011/65/EU (RoHS2). Finished electrical and electronic equipment products will be CE marked as required by Directive 2011/65/EU. Components may not be CE marked. Additionally, the part numbers that TE has identified as EU ELV compliant have a maximum concentration of 0.1% by weight in homogenous materials for lead, hexavalent chromium, and mercury, and 0.01% for cadmium, or qualify for an exemption to these limits as defined in the Annexes of Directive 2000/53/EC (ELV). Regarding the REACH Regulation, the information TE provides on SVHC in articles for this part number is based on the latest European Chemicals Agency (ECHA) 'Guidance on requirements for substances in articles' posted at this URL: <https://echa.europa.eu/guidance-documents/guidance-on-reach>

Compatible Parts




TE Part # 206071-1
SZ 22, SOCKET, NON-MAG


Customers Also Bought




TE Part #206801-2
AMPLIMITE RECEPT ASY,25 POS




TE Part #206800-2
PLG ASSY,25 POS,AMPLIMITE




TE Part #206501-4
RECEPT ASSY,26 POSN,AMPLIMITE




TE Part #SP44907X-23
44907X GSFC 311P18-07A7R6




TE Part #206065-4
RECEPT ASSY,104 POSN,AMPLIMITE




TE Part #206500-4
PLUG ASSY,26 POSN,AMPLIMITE




TE Part #206505-4
RECEPT ASSY,78 POSN,AMPLIMITE



TE Part #206803-2
AMPLIMITE RECEPT ASY,37 POS,



TE Part #206498-4
PLUG ASSY,15 POSN,AMPLIMITE



TE Part #206499-4
RECEPT ASSY,SZ 1,AMPLIMITE

Documents



Product Drawings

RECEPT ASSY,62 POSN,AMPLIMITE

English

CAD Files

3D PDF

3D

Customer View Model

ENG_CVM_CVM_206503-4_AS.2d_dxf.zip

English

Customer View Model

ENG_CVM_CVM_206503-4_AS.3d_igs.zip

English

Customer View Model

ENG_CVM_CVM_206503-4_AS.3d_stp.zip

English

By downloading the CAD file I accept and agree to the [Terms and Conditions](#) of use.