



Connectors > D-Shaped Connectors > D-Sub Connectors > Box Mount D-Sub Connectors



Connector & Housing Type: **Receptacle**
Connector System: **Cable-to-Cable**
Number of Positions: **3**
Power/Signal/Coax Combination: **Yes**
Connector Shell Size: **2**

Features

Product Type Features

Connector & Housing Type	Receptacle
Connector System	Cable-to-Cable
Connector Shell Size	2
Sealable	No
Connector & Contact Terminates To	Wire & Cable

Configuration Features

Number of Positions	3
Power/Signal/Coax Combination	Yes

Body Features

Rear Shell Material	Steel
Rear Shell Plating Material	Zinc
Front Shell Plating Material	Zinc
Mating Retention Feature Material	Stainless Steel
Front Shell Material	Steel
D-Sub Connector Insert Arrangement	3C3

Contact Features

Contact Options	Order Separately
Contact Type	Socket



Contact Size	Size 8
Contact Current Rating (Max)	32 A

Termination Features

Termination Method to Wire & Cable	Crimp
------------------------------------	-------

Mechanical Attachment

Mounting Hole Diameter	3.05 mm[.12 in]
Connector Mounting Type	Panel Mount
Mating Alignment	Without

Housing Features

Centerline (Pitch)	2.77 mm[.109 in]
--------------------	------------------

Usage Conditions

Operating Temperature Range	-55 – 125 °C[-67 – 257 °F]
-----------------------------	----------------------------

Operation/Application

Circuit Application	Power & Signal
---------------------	----------------

Packaging Features

Packaging Method	Package
------------------	---------

Product Compliance

For compliance documentation, visit the product page on [TE.com](#)>

EU RoHS Directive 2011/65/EU	Compliant
EU ELV Directive 2000/53/EC	Compliant
China RoHS 2 Directive MIIT Order No 32, 2016	No Restricted Materials Above Threshold
EU REACH Regulation (EC) No. 1907/2006	Current ECHA Candidate List: JUNE 2024 (241) Candidate List Declared Against: JUNE 2023 (235) Does not contain REACH SVHC
Halogen Content	Not Low Halogen - contains Br or Cl > 900 ppm.
Solder Process Capability	Wave solder capable to 265°C

Product Compliance Disclaimer

This information is provided based on reasonable inquiry of our suppliers and represents our current actual knowledge based on the information they provided. This information is subject to change. The part numbers that TE has identified as EU RoHS compliant have a maximum concentration of 0.1% by weight in homogenous materials for lead, hexavalent chromium, mercury, PBB, PBDE, DBP, BBP, DEHP, DIBP, and 0.01% for cadmium, or qualify for an exemption to these



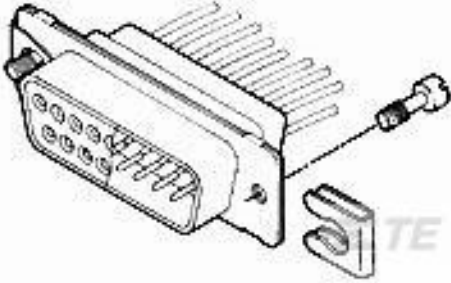
limits as defined in the Annexes of Directive 2011/65/EU (RoHS2). Finished electrical and electronic equipment products will be CE marked as required by Directive 2011/65/EU. Components may not be CE marked. Additionally, the part numbers that TE has identified as EU ELV compliant have a maximum concentration of 0.1% by weight in homogenous materials for lead, hexavalent chromium, and mercury, and 0.01% for cadmium, or qualify for an exemption to these limits as defined in the Annexes of Directive 2000/53/EC (ELV). Regarding the REACH Regulation, the information TE provides on SVHC in articles for this part number is based on the latest European Chemicals Agency (ECHA) 'Guidance on requirements for substances in articles' posted at this URL: <https://echa.europa.eu/guidance-documents/guidance-on-reach>

Compatible Parts



TE Part # 318813-1
EXTRACTION TOOL ASSY

Customers Also Bought



TE Part #5745136-3
SCREW RETAINER KIT



TE Part #1-212565-0
AMPLIMATE,PIN CONT,SZ 20,AU PLTD



TE Part #6-1618406-7
CAP202ASAND=Relay, DPST-NO 28V



TE Part #211159-1
PIN CONTACT ASSY



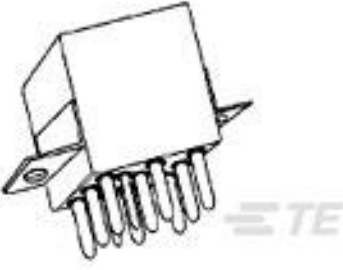
TE Part #5-446405-1
AMPLIMATE PLUG ASY,SZ 4,COAX 8C8



TE Part #1045672-1
1062 0000 00



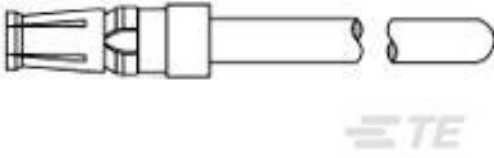
TE Part #211159-2
PIN CONTACT ASSY



TE Part #4-1617753-7
FCA-325-BY4



TE Part #282101-003
44A0311-20-9-US



TE Part #445798-1
SOCKET CONTACT ASSY.

Documents



Product Drawings

AMPLIMITE,ASY,RCPT,3C3,COAX

English

CAD Files

3D PDF

3D

Customer View Model

ENG_CVM_CVM_5-445705-4_W.2d_dxf.zip

English

Customer View Model

ENG_CVM_CVM_5-445705-4_W.3d_igs.zip

English

Customer View Model

ENG_CVM_CVM_5-445705-4_W.3d_stp.zip

English

By downloading the CAD file I accept and agree to the [Terms and Conditions](#) of use.

Agency Approvals

Agency Approval Document

English