



Switches > Push Button Switches > Emergency Stop Switch, 1 Actuator, Flush, Threaded Bushing



Configuration (Pole-Throw): **Three Pole - Three Throw**
Push Button Switch Product Type: **Emergency Stop Switch**
Number of Actuators: **Single**
Actuator Profile: **Flush**
Bushing Style: **Threaded**

[All Emergency Stop Switch, 1 Actuator, Flush, Threaded Bushing \(34\)](#)

Features

Product Type Features

Switch Connection Type	DIN Connector
Push Button Switch Product Type	Emergency Stop Switch
Illuminated	Without
Actuator Style	Round

Configuration Features

Configuration (Pole-Throw)	Three Pole - Three Throw
Number of Actuators	Single
Snap Action	With
Support Bracket	Without
Switch Feedback Type	Non-Tactile
Operating Function	Maintained

Electrical Characteristics

Contact Current Rating	10 A
Operating Voltage Range	32 VDC

Body Features

Actuator Force	2040 – 5100 g[72 – 180 oz]
----------------	----------------------------



Actuator Profile	Flush
Bushing Style	Threaded
Actuator Color	Red

Contact Features

Switch Contact Plating Material	Silver Clad Copper
---------------------------------	--------------------

Mechanical Attachment

Product Mount Type	Panel
--------------------	-------

Housing Features

Process Sealed	Yes
----------------	-----

Product Compliance


For compliance documentation, visit the product page on TE.com>

EU RoHS Directive 2011/65/EU	Compliant with Exemptions
EU ELV Directive 2000/53/EC	Compliant with Exemptions
China RoHS 2 Directive MIIT Order No 32, 2016	Restricted Materials Above Threshold
EU REACH Regulation (EC) No. 1907/2006	Current ECHA Candidate List: JUNE 2024 (241) Candidate List Declared Against: JUNE 2023 (235) SVHC > Threshold: Pb (.16% in Component Part) Article Safe Usage Statements: Do not eat, drink or smoke when using this product. Wash thoroughly after handling. Recycle if possible and dispose of the article by following all applicable governmental regulations relevant to your geographic location.
Halogen Content	Not Yet Reviewed for halogen content
Solder Process Capability	Not reviewed for solder process capability

Product Compliance Disclaimer

This information is provided based on reasonable inquiry of our suppliers and represents our current actual knowledge based on the information they provided. This information is subject to change. The part numbers that TE has identified as EU RoHS compliant have a maximum concentration of 0.1% by weight in homogenous materials for lead, hexavalent chromium, mercury, PBB, PBDE, DBP, BBP, DEHP, DIBP, and 0.01% for cadmium, or qualify for an exemption to these limits as defined in the Annexes of Directive 2011/65/EU (RoHS2). Finished electrical and electronic equipment products will be CE marked as required by Directive 2011/65/EU. Components may not be CE marked. Additionally, the part numbers that TE has identified as EU ELV compliant have a maximum concentration of 0.1% by weight in homogenous materials for lead, hexavalent chromium, and mercury, and 0.01% for cadmium, or qualify for an exemption to these limits as defined in the Annexes of Directive 2000/53/EC (ELV). Regarding the REACH Regulation, the information TE provides on SVHC in articles for this part number is based on the latest European Chemicals Agency (ECHA) 'Guidance on requirements for substances in articles' posted at this URL: <https://echa.europa.eu/guidance-documents/guidance-on-reach>

Compatible Parts




TE Part # CAT-AL8-KSEESS
Emergency Stop Switch, 1 Actuator,
Flush, Threaded Bushing




TE Part # K1158023
Actuation Protection 24-63-029 BX

Also in the Series | KISSLING Series ES



Push Button Switches(32)



Switch Seals & Accessories(1)

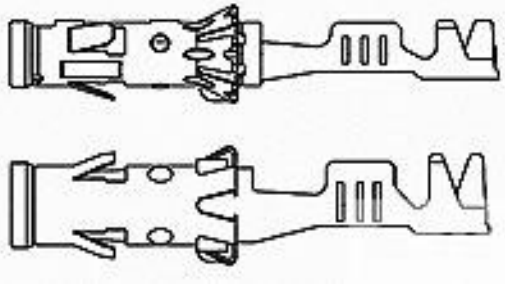
Customers Also Bought



TE Part #HD36-24-47SE
PLG, 47P, AL, E, 16/20, S



TE Part #967650-4
1,5MM BU-STE KPL 6P



TE Part #929989-1
1,5MM SOCK CONTACT



TE Part #K1148183
Battery Disconnect 35-525-160-R



TE Part #58606-1
PROCRIMP 1.5 & 2.5MM PIN/SEAL



TE Part #690886-000
B-050-00



TE Part #4-1414992-7
V23136A0004X086-EV-CBOX



TE Part #K1018914
Relay 26-27-08



TE Part #K1018878
Relay 26-58-35



TE Part #K1041818
Toggle Switch 09-1-1-17 E 915



Documents

Product Drawings

Emergency Stop Switch ES-2003-T111

English

CAD Files

3D PDF

3D

Customer View Model

ENG_CVM_CVM_ES-2003-T111_A.2d_dxf.zip

English

Customer View Model

ENG_CVM_CVM_ES-2003-T111_A.3d_igs.zip

English

Customer View Model

ENG_CVM_CVM_ES-2003-T111_A.3d_stp.zip

English

By downloading the CAD file I accept and agree to the [Terms and Conditions](#) of use.

Datasheets & Catalog Pages

KISSLING E-STOP Series ES

English